

2 Finish

Standard product finishes 2.0

BioCote, anti-bacterial finishes . 2.1

Care and maintenance
of finishes 2.2



SS
Satin stainless steel (US32D).
Grade 316 molybdenum bearing stainless steel, satin finished.



PS
Platinic stainless steel (US32).
Grade 316 molybdenum bearing stainless steel, mirror polished to platinum-like reflectance.

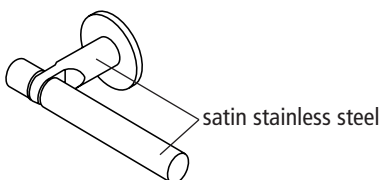


MA
Modric anodised aluminium (US28).
6063T6 aluminium material, machined, extruded or formed. Polished and anodised to BS1615.

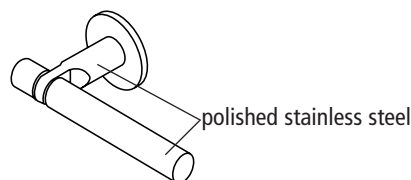


Alternative finishes for Sembla lever and pull handles

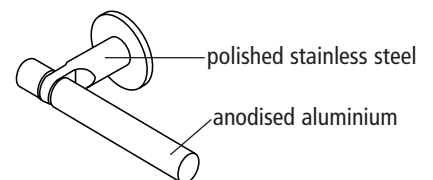
ST
Satin stainless steel handle and node.



SP
Polished stainless steel handle and node.



AS
Modric anodised aluminium handle with polished stainless steel node.



Alternative finishes for non-stainless steel items

SC
Satin chrome.
For use with SS specifications.

PC
Polished chrome.
For use with PS specifications.



PB
Polished Brass (US3).
Mirror finished CZ121/B2874 brass material, machined, extruded or formed. Protected with clear, electrostatically applied and oven cured powder coating.



PZ
Patinating Bronze (10B).
Satin finished CZ121/BS 2874 brass material, machined, extruded or formed. Powder bronze finished and waxed. Finish colour will change with level of use.



TA
Spectra Brown Brass to match PZ (above). Electrostatically applied and oven cured powder coating. Spectra satisfies the requirements of BS 6496 and BS 3900. Non-electrostatic, unaffected by ultra-violet light and resistant to heat, acid and abrasion. Suitable for use in all climates.



TA
Spectra Colour System (on aluminium). Electrostatically applied and oven cured colour powder coating. Spectra satisfies the requirements of BS6496 and BS3900. Non-electrostatic, unaffected by ultra-violet light and resistant to heat, acid and abrasion. Suitable for use in all climatic conditions.



TS
Spectra Colour System (on stainless steel).
As above.

TB
Spectra Colour System (on brass).
As above.



BS
 Clear anti-bacterial BioCote finish on stainless steel.
 Oven cured powder coating effective against harmful micro-organisms including MRSA, E-Coli and Salmonella.



In conjunction with good hygiene practices such as increased surveillance, greater education and frequent hand washing BioCote offers a secondary level of protection against cross-contamination.

BioCote is an effective product in protection against harmful bacteria including MRSA, E-Coli and Salmonella. BioCote inhibits the growth of micro-organisms thus forming an effective part of a good hygienic procedure.

BioCote does not function in the same way as antibiotics and therefore, to date, no bacteria have become resistant to BioCote as they can to some antibiotics.



BD
 Dark mica BioCote anti-bacterial finish, generally on aluminium.
 Oven cured powder coating effective against harmful micro-organisms including MRSA, E-Coli and Salmonella.



BioCote is durable and the advanced-surface coating under normal use will last at least 10 years. The surface finish is more resistant to chipping, scratching, fading and wear than other wet-sprayed finishes. The coating is applied through the "heat-seal-oven-baked" process and is permanently coated to ironmongery products.

Over 5 years of research, testing and development has been carried out. Products are independently tested and demonstrate the antibacterial effectiveness throughout the product's lifetime.



BL
 Light mica BioCote anti-bacterial finish, generally on aluminium.
 Oven cured powder coating effective against harmful micro-organisms including MRSA, E-Coli and Salmonella.



BioCote offers that extra level of protection in the fight against infection, particularly relevant considering there is an increase in the number of antibiotic resistant bacteria.

BioCote is a patent-protected powder coating technology that has excellent advanced anti-bacterial qualities. The active agent is based on natural products that are proven to be safe.

Once fitted and in use, it is essential that regular inspection and cleaning is carried out to give many years of satisfaction.

Finishes

Preventing corrosion and deterioration is easier than trying to restore a quality finish. To avoid the risk of damage, decorative and other exposed items of hardware should not be fitted until immediately before handover of the area and after the work of other trades in the area is complete.

Hardware should not be fitted to any surface before the decoration of the surface is complete. If subsequent redecoration or touching up is required, the hardware should be removed from the surface and refitted after the finish is fully dry. In no circumstances should masking tape or the like be applied to hardware surfaces, as this may damage protective coatings.

The following list is a general guide to care and maintenance of finishes. Where reference is made to aerosol lubricants, we recommend 'WD40' or a PTFE lubricant.

Modric Anodised Aluminium – MA

Wipe clean with a weak solution of washing-up liquid using a soft cloth or sponge.

Satin Stainless Steel and Platonic Stainless Steel – SS • PS

Wipe clean with a medium strength detergent or white spirit using a soft cloth or sponge. In the event of dirt having accumulated, application of aerosol lubricant prior to standard cleaning is recommended. A harsh brush should never be used.

Polished Brass, Patinting Bronze, BioCote and Spectra Colour Coating – PB • PZ • BS • BC • BD • TA

Wipe clean with a weak solution of washing-up liquid using a soft cloth or sponge, rinse and dry with a dry soft cloth. Do not use any form of metal polish or abrasive as this will destroy the protective coating.

Note: The proprietary products mentioned above are given only as a guide for the quality to be used.

See 'Care and Maintenance' at the beginning of each section.

Allgood Hardware Pozidriv/Supadriv screws

Allgood Hardware Pozidriv/Supadriv screws should be driven home so that the slots on the heads are horizontally and vertically aligned. The correct size Allgood Hardware screwdriver must be used (see below). Particular care should be taken when fixing Spectra coated screws; each fixing should first be 'piloted' with an equivalent screw which can then be replaced with the Spectra coated one.

XX5321

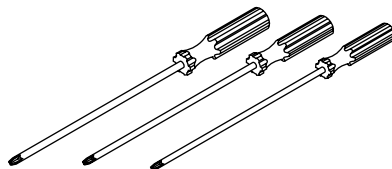
Pozidriv/Supadriv screwdriver, for 4–6g self-tapping screws.

XX5322

Pozidriv/Supadriv screwdriver, for 6–10g wood screws.

XX5323

Pozidriv/Supadriv screwdriver, for 12–16g screws.



Allen screw fixings

Where Allen screw fixings are used, the appropriate key is provided.

General

All fixings and grub screws must be secure, and this should be checked regularly; loose fixings allow 'play' which will reduce the longevity of all architectural hardware and possibly cause damage to the door face.

