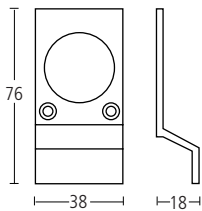


1

76x38x18mm Pull for round cylinder.
Finishes: SS • PS • MA • TA • PB • PZ

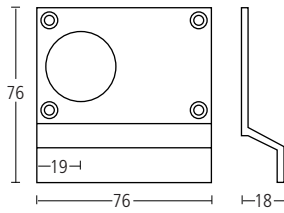
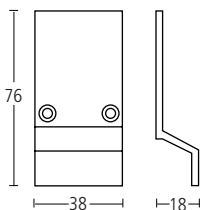
5

76x38x18mm Pull for round cylinder or
2102 escutcheon insert.
Finishes: MA • TA



7

76x38x18mm Pull.
Finishes: MA • TA • PB

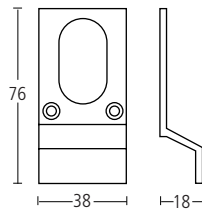


2L/R

76x76x18mm Pull for round cylinder or
2102 escutcheon insert.
STATE HAND. Left hand shown.
Finishes: MA • TA

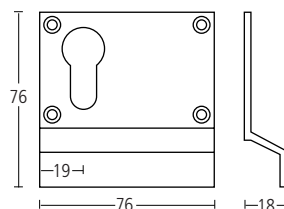
6

76x38x18mm Pull for oval cylinder.
Finishes: SS • PS • MA • TA • PB • PZ



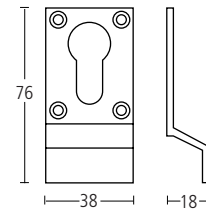
16L/R

76x76x18mm Pull for Euro profile cylinder.
STATE HAND. Left hand shown.
Finishes: MA • TA



8

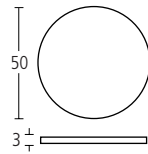
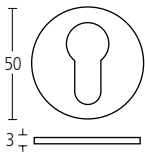
76x38x18mm Pull for Euro profile cylinder.
Finishes: SS • PS • MA • TA • PB • PZ





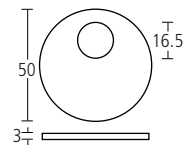
796Q

50øx3mm Escutcheon for Euro profile cylinders, concealed fixings.
 Finishes: SS • PS • MA • TA • PB • PZ



761Q

50øx3mm Plain multi-purpose disc, concealed fixings.
 Finishes: SS • PS • MA • TA • PB • PZ

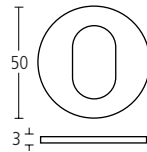


2111KQ

50øx3mm Escutcheon for budget lock, concealed fixings. Offset 16.5mm hole.
 Finishes: SS • PS • MA • TA

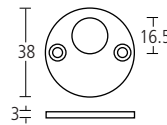
794Q

50øx3mm Escutcheon for oval cylinders, concealed fixings.
 Finishes: SS • PS • MA • TA • PB



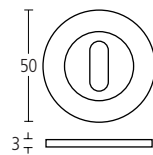
2110K

38øx3mm Escutcheon for budget lock. Offset 16.5mm hole.
 Finishes: SS • PS • MA • TA



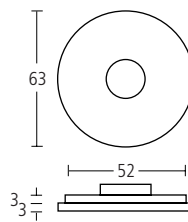
2155Q

50øx3mm Escutcheon for lever lock, concealed fixings.
 Finishes: SS • PS • MA • TA • PB • PZ



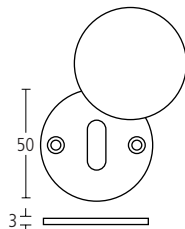
740

63mmø Covered round roses, pair, with hole for lever retrofit fixing for use with tubular latch in doors pre-bored with a 54mmø hole.
 Finishes: SS • PS • MA • TA • PB



2157Q

50øx3mm Escutcheon for lever lock, with pierced keyhole and swing cover.
 Finishes: SS • PS • MA • TA • PB • PZ



741

63x76mm Covered oblong roses, pair, with hole for lever retrofit fixing for use with tubular latch in doors pre-bored with a 54mmø hole.
 Finishes: SS • PS • MA • TA • PB

